



# Blackwood High School 2016 Annual Report to the School Community



Government  
of South Australia

Department for Education  
and Child Development

Blackwood High School Number: 905

Partnership: Mitcham Hills

Name of School Principal:

---


Name of Governing Council Chair:

---

Date of Endorsement:

---

## School Context and Highlights



## Governing Council Report



## Improvement Planning and Outcomes

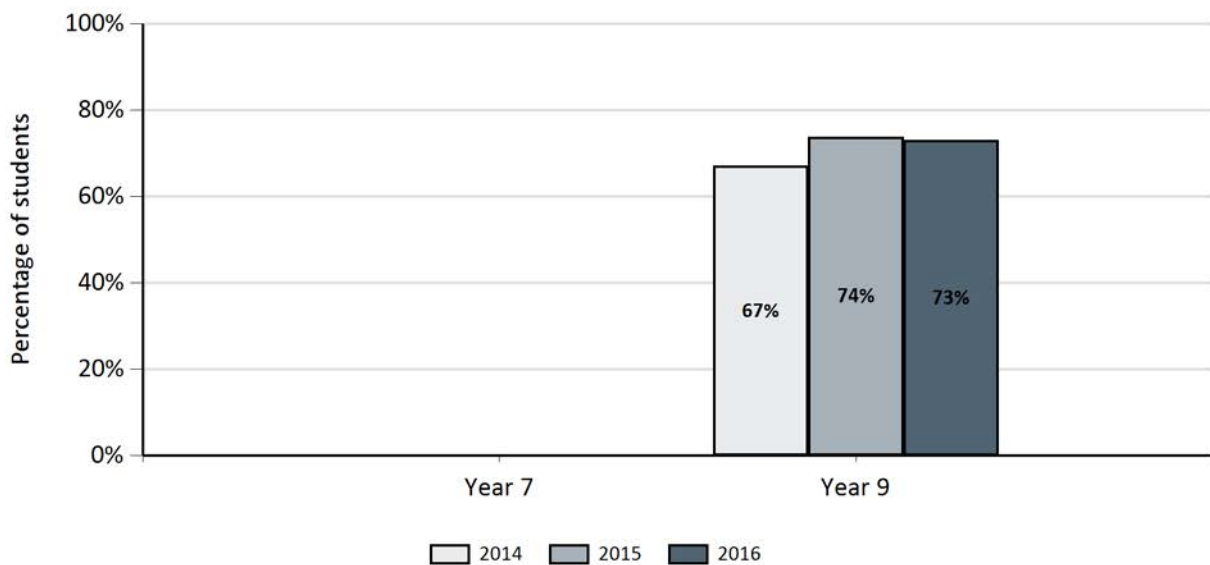


## Performance Summary

### NAPLAN Proficiency

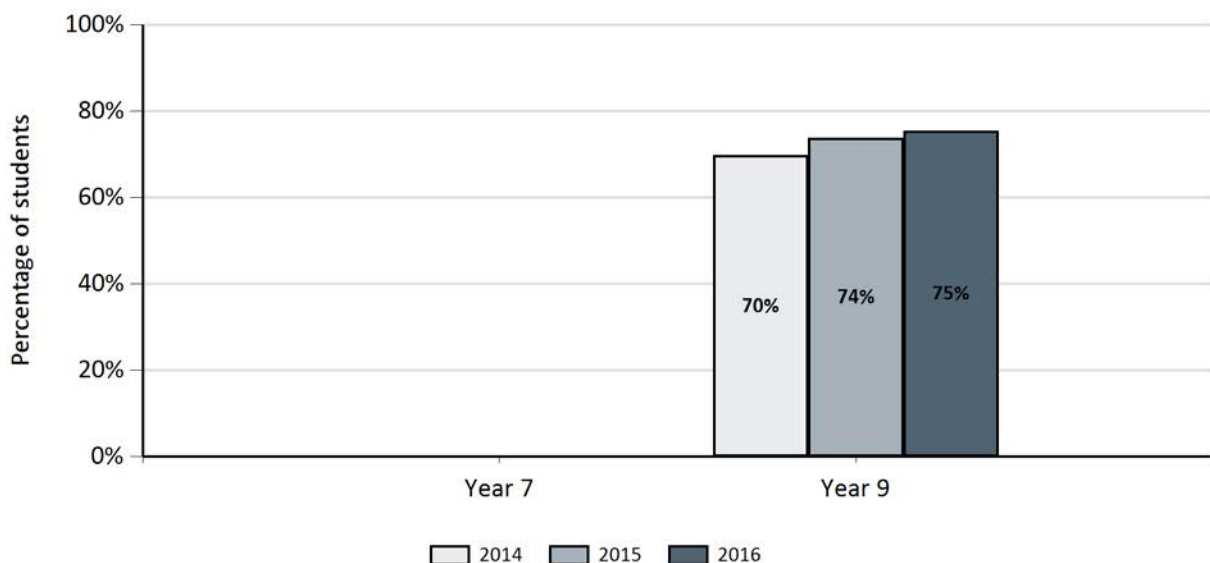
The percentage of non-exempt students enrolled in the school at the time of NAPLAN testing, who have demonstrated achievement in NAPLAN proficiency bands above the National Minimum Standard for Reading and Numeracy (DECD SEA). The Standard of Educational Achievement (SEA) is defined as children and young people progressing and achieving at or above their appropriate year level.

#### Reading



Data Source: DECD special extract from National Assessment Program Literacy and Numeracy (NAPLAN) SA TAA data holdings, September 2016.\*NOTE: Reporting of data not provided when less than six students in the respective cohort. A blank graph may imply student count being less than six across all cohorts.

#### Numeracy



Data Source: DECD special extract from National Assessment Program Literacy and Numeracy (NAPLAN) SA TAA data holdings, September 2016.\*NOTE: Reporting of data not provided when less than six students in the respective cohort. A blank graph may imply student count being less than six across all cohorts.

## NAPLAN Progress

The data below represents the growth of students from 2014 to 2016 in the NAPLAN test relative to students with the same original score, presented in quartiles.

### Reading

NAPLAN progression	Year 5-7	Year 7-9	State (average)
Lower progress group	*	24%	25%
Middle progress group	*	48%	50%
Upper progress group	*	28%	25%

Data Source: DECD special extract from Student DataWarehouse, September 2016.

\*NOTE: Reporting of data not provided when less than six students in the respective cohort. Due to rounding of percentages, data may not add up to 100%.

### Numeracy

NAPLAN progression	Year 5-7	Year 7-9	State (average)
Lower progress group	*	21%	25%
Middle progress group	*	52%	50%
Upper progress group	*	27%	25%

Data Source: DECD special extract from Student DataWarehouse, September 2016.

\*NOTE: Reporting of data not provided when less than six students in the respective cohort. Due to rounding of percentages, data may not add up to 100%.

## NAPLAN Upper Two Bands Achievement

This measure shows the number of non-exempt students enrolled at the time of NAPLAN testing who have demonstrated achievement in the relevant NAPLAN higher bands.

	No. of students who sat the test		No. of students achieving in the upper two bands		% of students achieving in the upper two bands**	
	Reading	Numeracy	Reading	Numeracy	Reading	Numeracy
Year 9 2016	174	175	46	34	26%	19%
Year 9 2014-16 Average	177.7	178.0	41.3	31.0	23%	17%

Data Source: DECD special extract from NAPLAN SA TAA data holdings, August 2016.

\*NOTE: Reporting of data not provided when less than six students in the respective cohort.

\*\*NOTE: Percentages have been rounded off to the nearest whole number.

## South Australian Certificate of Education - SACE

### SACE Stage 2 Grades – Percentage of grades that are C- or above for attempted SACE subjects (SEA).

2014	2015	2016
92%	97%	

Data Source: SACE Schools Data reports, extracted January 2016.

\*NOTE: Reporting of data not provided when less than six students in the respective cohort.

### SACE Stage 2 Grade distribution

Grade	2014	2015	2016
A+	1%	0%	
A	4%	5%	
A-	8%	10%	
B+	13%	14%	
B	12%	14%	
B-	14%	16%	
C+	17%	14%	
C	14%	16%	
C-	8%	8%	
D+	3%	2%	
D	2%	1%	
D-	1%	0%	
E+	1%	0%	
E	1%	0%	
E-	0%	0%	
N	0%	0%	

Data Source: SACE Schools Data reports, extracted January 2016.

\*NOTE: Reporting of data not provided when less than six students in the respective cohort. Due to rounding of percentages, data may not add up to 100%.

### SACE Completion - Percentage of completers out of those students who had the potential to complete their SACE that year.

2014	2015	2016
94%	96%	

Data Source: SACE Schools Data reports, extracted January 2016.

\*NOTE: Reporting of data not provided when less than six students in the respective cohort.

	2014	2015	2016
Percentage of year 12 students undertaking vocational training or trade training			
Percentage of year 12 students attaining a year 12 certificate or equivalent VET qualification			

## School Performance Comment

## Attendance

Year level	2014	2015	2016
Primary Other	85.8%		
Year 08	94.5%	93.0%	92.9%
Year 09	91.5%	91.9%	91.3%
Year 10	90.9%	91.0%	90.7%
Year 11	90.1%	89.3%	89.9%
Year 12	88.5%	92.4%	89.2%
Secondary Other	77.5%	53.0%	83.7%
Total	91.0%	91.4%	90.7%

Data Source: Site Performance Reporting System, Semester 1 Attendance.

Note: A blank cell indicates there were no students enrolled.

## Attendance Comment

## Behaviour Management Comment

## Client Opinion Summary



## Intended Destination

Leave Reason	School	
	Number	%
Employment	5	1.8%
Interstate/Overseas	59	21.2%
Other	1	0.4%
Seeking Employment	2	0.7%
Tertiary/TAFE/Training	8	2.9%
Transfer to Non-Govt School	11	4.0%
Transfer to SA Govt School	56	20.1%
Unknown	136	48.9%
Unknown (TG - Not Found)	0	NA

Data Source: Education Department School Administration System (EDSAS) Data extract Term 4 2016.

## DECD Relevant History Screening

--

## Teacher Qualifications and Workforce Composition

All teachers at this school are qualified and registered with the SA Teachers Registration Board.

Qualification Level	Number of Qualifications
Bachelor Degrees or Diplomas	107
Post Graduate Qualifications	43

Data Source: DECD HR Management Reporting System, extracted Term 4 2016.

Please note: Staff who have more than 1 qualification will be counted more than once in the above qualification table. Therefore the total number of staff by qualification type may be more than the total number of teaching staff.

### Workforce Composition including Indigenous staff

	Teaching Staff		Non-Teaching Staff	
	Indigenous	Non-Indigenous	Indigenous	Non-Indigenous
Full-Time Equivalents	0.0	58.1	0.0	18.7
Persons	0	63	0	21

Data Source: DECD HR Management Reporting System, extracted Term 4 2016.

## Financial Statement

Funding Source	Amount
Grants: State	
Grants: Commonwealth	
Parent Contributions	
Fund Raising	
Other	

Data Source: Data Source: Education Department School Administration System (EDSAS).

## 2016 School Annual Report: Tier 2 Funding Report\*

\*Tier 2 funding provides additional resources to support students who are unlikely to obtain the desired outcomes without further support.

Tier 2 Funding Section	Tier 2 Category (where applicable to the site)	Briefly describe how the 2016 funding was used to improve the relevant Standard of Educational Achievement (SEA) outcomes	Outcomes achieved or progress towards these outcomes
Targeted Funding for Individual Students	Improved Behaviour Management and Engagement		
	Improved Outcomes for Students with an Additional Language or Dialect		
	Improved Outcomes for Students with Disabilities		
Targeted Funding for Groups of Students	Improved Outcomes for - Rural & Isolated Students - Aboriginal Students - Numeracy and Literacy  First Language Maintenance & Development Students taking Alternative Pathways Students with Learning Difficulties Grant		
Program Funding for all Students	Australian Curriculum		
Other Discretionary Funding	Aboriginal Languages Programs Initiatives		
	Better Schools Funding		
	Specialist School Reporting (as required)		
	Improved Outcomes for Gifted Students		
	Primary School Counsellor (if applicable)		

**REPORT OF AUDIT CONDUCTED**  
**Blackwood High School**  
**Governing Council Inc. Consolidated Account and Canteen Account**

Finding	Impact	Recommendation	Qualification	Reference	Principal's Comments
<b><u>Consolidated Account</u></b>					
Repeat Findings from 2015					
Nil					
<b><u>New Findings 2016</u></b>					
Nil					
<b><u>Canteen Account</u></b>					
Repeat Findings from 2015					
Nil					




REPORT OF AUDIT CONDUCTED

Declarations

The Report of Audit Conducted left at the school is to be signed by the auditor and the school principal and is considered to be the original. As it is not feasible to include electronic signatures in the audit file copy of the Report of Audit Conducted, the electronic copy is to include the name of the auditor and the school principal.

<p style="text-align: center;"><b><u>AUDITOR'S DECLARATION</u></b></p> <p>I have verified that the original balance sheet and profit and loss statement that has been signed by site management and myself is consistent with the electronic copies provided in the audit file for the year ended 31 December 2016.</p> <p>I confirm that the school principal and I have both signed the original Report of Audit Conducted.</p> <p>I declare that I have checked that recommendations made in the previous Report of Audit Conducted have been implemented and where not the recommendations have been included above as repeat recommendations.</p> <p>Auditor: Sophie Ditter and Claire Mickan</p> <p>Date: 13 / 02 / 17</p> <p>Business/Trading Name: EY</p>
---

<p style="text-align: center;"><b><u>PRINCIPAL'S DECLARATION</u></b></p> <p>I accept the comments provided by the auditor and will implement the recommendations.</p> <p>Note: Exceptions must be recorded in the Principal's Comments section above and must include reasons. Exceptions will be reviewed by Internal Audit and where necessary will be referred to the education director for appropriate action.</p> <p style="text-align: center;"></p> <p>School Principal: David Garrett</p> <p>Date: 13 / 2 / 17</p> <p>Name of School: Blackwood High School</p>
--

1:BLACKWOOD HIGH  
General Ledger Balance Sheet for Prior Year, period 13

finglbl1

## ==== Assets =====

## CASH (CURRENT)

A-ZZZ-1110 CASH AT BANK - SCHOOL 69,016.45

Total for CASH (CURRENT) 69,016.45

## INVESTMENTS (CURRENT)

A-ZOR-1210 SASIF - PARENTS & FRIENDS 230,267.88

A-ZZZ-1210 SASIF INVESTMENT - SCHOOL 1,434,072.86

A-ZZZ-1220 SASIF BUILDING FUND 739,031.43

A-ZZZ-1230 SASIF - FRANK SCRIVA TRUST ACCOUNT 3,027.98

A-ZZZ-1250 SASIF - WALLY WINN MEMORIAL TRUST 649.00

Total for INVESTMENTS (CURRENT) 2,407,049.15

## RECEIVABLES (CURRENT)

A-ZZZ-1310 ACCOUNTS RECEIVABLE 1,197,506.43

A-ZZZ-1350 PROVISION FOR DOUBTFUL DEBTS (34,914.48)

Total for RECEIVABLES (CURRENT) 1,162,591.95

## OTHER ASSETS (CURRENT)

A-ZZZ-1520 PREPAYMENTS 4,000.00

Total for OTHER ASSETS (CURRENT) 4,000.00

## GLOBAL BUDGET ASSETS

A-ZZG-1510 AIP: ACCURED RECURRENT FUNDING (543.75)

A-ZZG-15118 ACCURUED RECURRENT FUNDING 100,917.23

Total for GLOBAL BUDGET ASSETS 100,373.48

## FURNITURE AND EQUIPMENT

A-CTE-2650 TECHNOLOGY - EQUIPMENT GENERAL 28,660.00

A-CTE-2651 TECHNOLOGY - ACCUM DEPREC EQUIPMENT (1,671.73)

A-ZOZ-2660 TRADE TRAINING CENTRE - ASSETS 10,000.00

A-ZOZ-2661 PRINT - ACCUM DEPREC EQUIPMENT (10,000.00)

A-ZZF-2650 FACIL - EQUIPMENT GENERAL 95,608.25

A-ZZF-2651 FACIL - ACCUM DEPREC EQUIPMENT GENE (42,095.94)

A-ZZI-2650 INFO SYSTEM - EQUIPMENT-CURRICULUM 170,277.06

A-ZZI-2651 INFO SYSTEM - ACCUM DEPREC EQUIPMEN (12,741.27)

A-ZZP-2650 PRINT - EQUIPMENT GENERAL 43,175.00

A-ZZP-2651 PRINT - ACCUM DEPREC EQUIPMENT (57,535.49)

A-ZZP-2660 PRINTING / PHOTOCOPY - ASSETS 38,230.00

Total for FURNITURE AND EQUIPMENT 261,905.88

## COMPUTING AND COMMUNICATIONS

A-ZZI-2770 INFO SYSTEM: NETWORK HARDWARE 39,014.00

A-ZZI-2771 INFO SYSTEM - ACCUM DEPREC NETWORK (16,774.61)

Total for COMPUTING AND COMMUNICATIONS 22,239.39

## BUSES AND MOTOR VEHICLES

A-ZZF-2810 FACIL - VEHICLES GENERAL 12,954.55

A-ZZF-2811 FACIL - ACCUM DEPREC VEHICLES (323.87)

Total for BUSES AND MOTOR VEHICLES 12,630.68

## OTHER ASSETS (NON-CURRENT)

A-CAM-2980 PERFORMING ARTS MUSIC - ASSETS 10,000.00

A-CAM-2981 ACCUM DEPRECIATION ARTS (10,000.00)

A-ZOZ-2950 TRADE TRAINING CENTRE - ASSETS 169,026.00

A-ZOZ-2951 ACCUM DEPRECIATION MACHINERY (90,159.35)

Total for OTHER ASSETS (NON-CURRENT) 78,866.65

Total Assets 4,118,673.63

## ==== Liabilities =====

## LIABILITIES

L-COV-3555 LIABILITIES - SOUTHERN REGIONAL VET 3,563.86

Total for LIABILITIES 3,563.86

1:BLACKWOOD HIGH

finglbl1

## General Ledger Balance Sheet for Prior Year, period 13

## PAYABLES (CURRENT)

L-ZZZ-3210	WS - ACCOUNTS PAYABLE	5,272.15
Total for PAYABLES (CURRENT)		<u>5,272.15</u>

## OTHER LIABILITIES (CURRENT)

L-ZZS-3530	PARENT CONTRIBUTIONS IN ADVANCE	3,630.00
L-ZZS-3540	SCHOOL CARD GRANT	(5,036.40)
L-ZZZ-3515	WS - GST HOLDING ACCOUNT	(24,171.00)
L-ZZZ-3555	WHOLE SCHOOL - LIABILITIES	53,456.06
L-ZZZ-3560	WS - ACCRUED EXPENSES	732.70
L-ZZZ-3570	WS - REVENUE RECEIVED IN ADVANCE	734,549.10
Total for OTHER LIABILITIES (CURRENT)		<u>763,160.46</u>

## SCHOOL EQUITY

F-ZZZ-5100	ACCUMULATED SURPLUS	2,411,101.09
F-ZZZ-5110	NET INCOME YEAR TO DATE	1,711,597.26
	SURPLUS/(DEFICIT) CURRENT PERIOD	(776,021.19)
Total for SCHOOL EQUITY		<u>3,346,677.16</u>

Total Liabilities and Equity

4,118,673.63



1:BLACKWOOD HIGH  
General Ledger Profit and Loss for Prior Year, period 13

FINGLPL1

Account	Description	PTD Posting	YTD Posting
<b>GRANTS : DETE</b>			
R-CPZ-6195	REVENUE - AIP	0.00	2,436.12
R-ZDS-6170	STAFF - SALARY CONVERSION	0.00	21,062.00
R-ZZF-6195	GRANT	0.00	1,045.00
R-ZZG-6195	GRANTS - OTHER DEPT	0.00	7,000.00
R-ZZT-6180	GRANT - SCHOOL T & D	0.00	2,500.00
R-ZZY-6168	SECURITY - RECOVERIES	0.00	1,997.00
<b>Total for GRANTS : DETE</b>		<b>0.00</b>	<b>36,040.12</b>
<b>GLOBAL BUDGET REVENUE</b>			
R-CPX-61951	GB-FLEXIBLE LEARNING OPTIONS	0.00	80,465.75
R-CPZ-6142	AIP - RECURRENT FUNDING	0.00	453,103.65
R-ZDF-65125	GB-ESL SUPP NAP EXIT STUDENTS	0.00	1,087.20
R-ZDS-65118	GB-TCH SUPPLEMENTATION	0.00	99,312.34
R-ZZG-6142	GRANT - RECURRENT FUNDING	0.00	8,663,602.89
R-ZZG-61471	GB-RECONCILIATION	0.00	(950.00)
R-ZZH-61334	GB-FLU VACINATIONS	0.00	1,128.00
R-ZZK-61124	BETTER SCHOOLS AGREEMENT FUNDING	0.00	44,564.67
<b>Total for GLOBAL BUDGET REVENUE</b>		<b>0.00</b>	<b>9,342,314.50</b>
<b>OTHER STATE GOVERNMENT GRANTS</b>			
R-CCP-6295	REVENUE - NSCP FUNDING	0.00	15,181.00
<b>Total for OTHER STATE GOVERNMENT GRANTS</b>		<b>0.00</b>	<b>15,181.00</b>
<b>GRANTS : COMMONWEALTH</b>			
R-COY-6395	REVENUE -- ADV TECHNOLOGY PROJECT	0.00	20,768.00
R-CPT-6321	ABORIGINAL PROGRAM ASSIT SCHEME	0.00	2,500.00
<b>Total for GRANTS : COMMONWEALTH</b>		<b>0.00</b>	<b>23,268.00</b>
<b>PARENT CONTRIBUTION REVENUE</b>			
R-CAE-6440	DANCE - SEMESTER CHARGE	0.00	3,100.00
R-CAE-6484	DANCE - CERT II IN DANCE	0.00	4,550.00
R-CAE-6488	DANCE - DANCE AEROBIC COMPETITION	0.00	1,265.00
R-CAM-6410	CERT II MUSIC 2016	0.00	4,550.00
R-CAM-6440	MUSIC - SEMESTER CHARGE	0.00	11,060.00
R-CHS-6440	FOOTBALL LEVY - REVENUE	0.00	12,800.00
R-CHS-6484	FOOTBALL - UNIFORMS	0.00	1,920.00
R-CHV-6440	NETBALL - SEMESTER CHARGE	0.00	34,210.00
R-CLG-6410	LOTE GERMAN - WORKBOOKS	0.00	3,921.00
R-CLJ-6410	LOTE JAPANESE - WORKBOOKS	0.00	2,986.00
R-CMM-6486	MATHEMATICS	0.00	988.00
R-CSB-6486	BIOLOGY - STUDY GUIDES	0.00	441.90
R-CSB-6890	BIOLOGY - WORKBOOK	0.00	1,050.00
R-CSC-6486	CHEMISTRY - STUDY GUIDES	0.00	417.35
R-CSC-6890	CHEMISTRY - WORKBOOKS	0.00	792.00
R-CSP-6486	PHYSICS - STUDY GUIDES	0.00	171.85
R-CSP-6890	PHYSICS - WORKBOOKS	0.00	352.00
R-CSS-6410	PSYCHOLOGY - WORKBOOKS	0.00	300.00
R-CTO-6440	REVENUE - ELECTROTECHNOLOGY	0.00	3,420.00
R-CXC-6460	CAMP REVENUE	0.00	199,387.24
R-CXE-6470	EXCURSION REVENUE	0.00	14,593.07
R-SSG-6410	SPORT - STUDENT FEES	0.00	19,166.00
R-ZZS-6410	FEE - MATERIAL & SERVICE CHARGE	(731,980.00)	618,391.00
R-ZZS-6412	FEE - ID CARDS	0.00	187.25
R-ZZS-6414	FEE - SCHOOL MAGAZINE	0.00	2,645.19
R-ZZS-6480	FEE - RECOVERY OF LOST BOOKS	0.00	37.27
<b>Total for PARENT CONTRIBUTION REVENUE</b>		<b>(731,980.00)</b>	<b>942,702.12</b>
<b>OTHER OPERATING REVENUE</b>			

1:BLACKWOOD HIGH

FINGLPL1

General Ledger Profit and Loss for Prior Year, period 13

Account	Description	PTD Posting	YTD Posting
R-CAB-6890	DRAMA - REVENUE	0.00	905.09
R-CAE-6890	DANCE - REVENUE	0.00	1,818.46
R-CAM-6910	MUSIC - PRODUCTIONS	0.00	800.01
R-CEE-6890	ENGLISH - REVENUE	0.00	64.00
R-CHS-6890	FOOTBALL - OTHER REVENUE	0.00	135.00
R-COV-6181	REVENUE - VET OTHER (COURSES)	0.00	56,559.75
R-COV-6890	REVENUE - VET	0.00	3,045.00
R-CPZ-6890	REVENUE - AIP	0.00	4.09
R-CSG-6890	SCIENCE GENERAL - REVENUE	0.00	3,331.82
R-CTE-6890	TECHNOLOGY - OTHER REVENUE	0.00	402.59
R-SGR-6820	SRC - FUNDRAISING REVENUE	0.00	33,065.00
R-SGR-6890	SRC - OTHER REVENUE	0.00	277.65
R-ZBA-6870	SALES - STATIONERY & BOOK	0.00	864.33
R-ZDO-6895	COMMUNICATIONS - REVENUE	0.00	1,084.09
R-ZDS-6868	STAFF - SALARY REIMBURSEMENT	0.00	31,117.70
R-ZOE-6870	INTERNATIONAL - REV (VISITS/TOURS)	0.00	44,947.81
R-ZOE-6890	REVENUE - INTERNATIONAL EXCHANGES	0.00	563,950.67
R-ZOJ-6868	PRACTICUM STAFF REIMBURSEMENT	0.00	10,218.26
R-ZUU-6870	US - SALE OF GOODS	0.00	6,996.30
R-ZZF-6840	FACIL - HIRE OF FACILITIES	0.00	47,927.50
R-ZZI-6870	INFO SYSTEMS - SALES	0.00	911.00
R-ZZP-6860	PRINT - PHOTOCOPY SALES	0.00	591.30
R-ZZR-6820	SCHOOL - FUNDRAISING	(569.10)	24,412.72
R-ZZT-6890	T&D REVENUE	0.00	877.00
R-ZZZ-6815	WS - DONATIONS	0.00	19.30
R-ZZZ-6850	WS - INTEREST REVENUE	1,349.38	34,816.22
R-ZZZ-6890	OTHER OPERATING REVENUE	(1,989.83)	7,121.54
<b>Total for OTHER OPERATING REVENUE</b>		<b>(1,209.55)</b>	<b>876,264.20</b>
<b>NON-OPERATING REVENUE</b>			
R-ZZZ-6950	TRANSFER OF PROFIT	0.00	55.38
<b>Total for NON-OPERATING REVENUE</b>		<b>0.00</b>	<b>55.38</b>
<b>Total Revenue</b>		<b>(733,189.55)</b>	<b>11,235,825.32</b>

SUPPLIES AND SERVICES

## 1:BLACKWOOD HIGH

FINGLPL1

## General Ledger Profit and Loss for Prior Year, period 13

Account	Description	PTD Posting	YTD Posting
E-CAA-7121	ART - CONSUMABLES	0.00	10,881.35
E-CAA-7172	ART BUY BACK SCHEME	0.00	79.90
E-CAA-7184	ART - COMMUNITY SHOWCASE	0.00	1,879.00
E-CAB-7121	DRAMA - CONSUMABLES	0.00	2,102.42
E-CAC-7121	YR8 ART (TERM)	0.00	2,252.18
E-CAC-7172	CRAFT - RESOURCES	0.00	598.00
E-CAD-7121	DESIGN - CONSUMABLES	0.00	5,114.47
E-CAE-7121	DANCE - CONSUMABLES	0.00	6,688.19
E-CAE-7172	DANCE - CERT II IN DANCE	325.00	3,325.00
E-CAM-7121	MUSIC - CONSUMABLES	280.00	5,712.62
E-CAM-7172	CERT II MUSIC 2016	0.00	1,802.73
E-CAM-7184	YR8 DRAMA & MUSIC	0.00	1,420.49
E-CCC-7121	COUNSELLOR - CONSUMABLES	0.00	1,510.71
E-CCF-7121	RESEARCH PROJECT - CONSUMABLES	0.00	1,084.15
E-CCI-7121	NON INSTRUCTIONAL - SPORTS DAY	0.00	3,397.70
E-CCP-7199	EXPENSES - NSCP FUNDING	0.00	15,181.00
E-CCQ-7121	PLP - CONSUMABLES	0.00	754.27
E-CCR-7121	RES CENTRE - CONSUMABLES	0.00	14,103.47
E-CCT-7172	CURRICULUM DEVELOPMENT-RESOURCES	0.00	12,709.60
E-CCY-7184	YEAR LEVEL MANAGERS	0.00	11,377.56
E-CEE-7121	ENGLISH - CONSUMABLES	0.00	6,212.99
E-CEE-7172	ENGLISH - HEIT BEE & BOWL PROGRAM	0.00	870.31
E-CHE-7121	HOME EC - SEMESTER 1	0.00	6,101.61
E-CHE-7172	HOME EC - SEMESTER 2	0.00	8,522.03
E-CHP-7121	PHYSICAL ED - CONSUMABLES	0.00	13,092.54
E-CHS-7121	FOOTBALL - CONSUMABLES	0.00	5,194.58
E-CHS-7184	FOOTBALL - UNIFORMS	0.00	2,237.00
E-CHV-7121	NETBALL - CONSUMABLES	0.00	20,653.39
E-CLF-7121	LOTE - CONSUMABLES	0.00	(31.41)
E-CLL-7121	LOTE - CONSUMABLES	0.00	3,990.63
E-CMM-7121	MATHS - CONSUMABLES	0.00	15,064.41
E-COV-7121	EXPENSES - VET EDUCATION	0.00	12,588.37
E-COV-7172	EXPENSES - VET COURSE FEES	0.00	56,616.02
E-COY-7199	EXPENSES - ADV TECHNOLOGY	0.00	451.00
E-CPD-7121	SPECIAL NEEDS - CONSUMABLES	0.00	361.63
E-CPT-7199	EXPENSES - APAS	0.00	2,511.00
E-CPX-7199	FLEXIBLE LEARNING OPTIONS	0.00	56,974.77
E-CPZ-7121	AIP CONSUMABLES	0.00	3,325.02
E-CPZ-7199	OTHER EXPENSES - AIP	0.00	2,937.23
E-CSG-7121	SCIENCE - CONSUMABLES	0.00	19,145.01
E-CTE-7121	TECHNOLOGY - IPP	0.00	7,772.12
E-CTE-7172	TECHNOLOGY - RESOURCES	0.00	12,399.90
E-CTE-7184	TECH - PHOTOGRAPHY & ELECTRONICS	0.00	6,235.43
E-CVS-7121	HUMANITIES - CONSUMABLES	0.00	6,393.40
E-CVW-7121	WORK EXP - CONSUMABLES	0.00	452.00
E-CVW-7199	WORKPLACE PRACTICES - EXPENSES	0.00	50.00
E-SGR-7121	SRC - CONSUMABLES	0.00	1,819.82
E-SGR-7139	SRC - FUNDRAISING EXPENSES	0.00	14,369.18
E-SGT-7121	PEER SUPPORT - CONSUMABLES	0.00	331.82
E-SGT-7172	BOYS IN EDUCATION	0.00	727.50
E-SPS-7121	STUDENT CONSUMABLES	0.00	19,862.10
E-SPS-7172	SSERVICES - GRADUATION	0.00	17,223.49
E-SSG-7121	SPORT - CONSUMABLES	0.00	25,206.03
E-ZBA-7166	SALES - COST OF GOODS SOLD	0.00	3,715.22
E-ZDC-7121	COUNCIL - CONSUMABLES	0.00	532.07
E-ZDM-7121	MANAGEMENT - MEDALS & AWARDS	0.00	1,626.23
E-ZDM-7124	MANAGEMENT - STAFF CATERING	0.00	2,551.31
E-ZDM-7166	IBMYP	978.97	26,379.93
E-ZDM-7172	MANAGEMENT - RESOURCES	17.64	12,994.97
E-ZDM-7184	MANAGEMENT - TRANSITION	0.00	1,100.64
E-ZDM-7199	MANAGEMENT - SOCIAL JUSTICE	0.00	262.46
E-ZDP-7157	MANAGEMENT - PRINTING	0.00	8,686.77
E-ZDP-7172	MANAGEMENT - ADMIN COMPUTING	0.00	35,775.68
E-ZDP-7178	MANAGEMENT - PRINCIPAL TOURS	0.00	2,555.76
E-ZDP-7199	MANAGEMENT	0.00	6,340.69
E-ZDS-7121	STAFF - INDUCTION	0.00	225.59
E-ZOE-7199	EXPENSES OTHER - INTERNATIONAL	0.00	480,527.72
E-ZUU-7166	US - COST OF GOODS SOLD	0.00	790.00
E-ZZA-7121	FIRST AID - CONSUMABLES	0.00	1,094.14
E-ZZF-7121	FACILITIES - MAINTENANCE CONSUMABLE	0.00	131,894.14
E-ZZF-7140	FACILITIES - FURNITURE	0.00	22,791.44
E-ZZF-7148	FACIL - MINOR EQUIPMENT	(8,786.00)	15,983.64
E-ZZF-7169	FACIL - R & M	(4,168.55)	14,635.99
E-ZZF-7172	FACILITIES - AV EQUIPMENT	0.00	1,328.17
E-ZZG-7121	GWS - CONSUMABLES	0.00	3,202.00
E-ZZH-7121	W.H &S. - CONSUMABLES	0.00	13,111.37

## 1:BLACKWOOD HIGH

FINGLPL1

## General Ledger Profit and Loss for Prior Year, period 13

Account	Description	PTD Posting	YTD Posting
E-ZZH-7172	W.H&S. - RESOURCES	0.00	1,232.00
E-ZZI-7121	INFO SYSTEM - CONSUMABLES	(5,497.00)	124,954.19
E-ZZI-7176	INFO SYSTEM - SOFTWARE	0.00	109,113.82
E-ZZR-7121	FUNDRAISING - CONSUMABLES	732.70	11,513.24
E-ZZS-7199	FEES - GENERAL EXPENSES	0.00	5,173.15
E-ZZT-7121	T & D - CONSUMABLES	0.00	1,149.00
E-ZZT-7172	T&D - RESOURCES	1,179.55	16,194.45
E-ZZY-7121	SECURITY - CONSUMABLES SERVICES	0.00	1,720.33
E-ZZY-7172	SECURITY - RESOURCES REPLACEMENTS	0.00	635.45
E-ZZZ-7136	WS - FREIGHT	0.00	2,586.96
E-ZZZ-7145	WS - INSURANCE	0.00	1,475.38
E-ZZZ-7160	WS - POSTAGE	0.00	9,595.33
E-ZZZ-7184	WS - SUNDRY EXPENSES	0.00	75.45
E-ZZZ-7199	WS - GENERAL EXPENSES ACCOUNT	0.00	1,999.00
<b>Total for SUPPLIES AND SERVICES</b>		<b>(14,937.69)</b>	<b>1,527,159.41</b>
<b>GLOBAL BUDGET EXPENSES</b>			
E-ZDM-75137	GB-CRIMINAL HISTORY CHECKS	0.00	149.93
E-ZDO-73133	GB-TELEPHONE CHARGES-RENTAL	0.00	4,195.17
E-ZDO-73134	GB-TELEPHONE CHARGES-LOCAL CALLS	0.00	3,043.43
E-ZDO-73135	GB-TELEPHONE CHARGES-STD CHARGES	0.00	38.11
E-ZDO-73136	GB-TELEPHONE CHARGES-MOBILE PHONES	0.00	7,617.46
E-ZDS-71111	GB-SAL/WAGES-TEACHERS	0.00	6,149,019.84
E-ZDS-71112	GB-SAL/WAGES-ANCILLARY	0.00	943,530.07
E-ZDS-71114	GB-SAL/WAGES-TRT	0.00	193,544.04
E-ZZF-73142	GB-ELECTRICITY EXPENSES	0.00	84.33
E-ZZF-73143	GB-GAS EXPENSES	0.00	25,872.30
E-ZZF-73145	GB-RATES-WATER	0.00	572.80
E-ZZF-73146	GB-RATES-WATER USAGE	0.00	49,330.74
E-ZZF-73147	GB-RATES-SEWER	0.00	13,933.52
E-ZZF-73288	GB-WASTE DISPOSAL	0.00	14,266.33
E-ZZF-73511	GB-REPAIRS & MAINTENANCE	0.00	142,760.64
E-ZZI-75177	GB-MICROSOFT LICENCE RECHARGE	0.00	5,592.60
<b>Total for GLOBAL BUDGET EXPENSES</b>		<b>0.00</b>	<b>7,553,551.31</b>
<b>FACILITIES AND UTILITIES EXPENSES</b>			
E-ZZF-7220	FACIL - CLEAN EXPENSE SCHOOL	0.00	12,833.18
E-ZZF-7225	FACIL - CLEANING ONGOING	0.00	160,464.94
E-ZZF-7240	FACIL - ELECTRICITY COSTS	83.12	92,269.53
E-ZZF-7250	FACIL - GROUNDS MAINTENANCE	0.00	9,701.87
<b>Total for FACILITIES AND UTILITIES EXPENSES</b>		<b>83.12</b>	<b>275,269.52</b>
<b>FINANCIAL EXPENSES</b>			
E-ZZZ-7410	WS - BANK CHARGES	304.44	5,503.74
<b>Total for FINANCIAL EXPENSES</b>		<b>304.44</b>	<b>5,503.74</b>
<b>EMPLOYEE EXPENSES</b>			
E-ZDS-7335	STAFF - SALARIES	0.00	663,834.64
<b>Total for EMPLOYEE EXPENSES</b>		<b>0.00</b>	<b>663,834.64</b>
<b>OTHER OPERATING EXPENSES</b>			
E-ZZF-7640	FACIL - INTEREST ON BORROWING'S	0.00	347.64
E-ZZZ-7620	WS - BAD DEBT EXPENSES	0.00	5,774.43
E-ZZZ-7630	WS - DOUBTFUL DEBTS	7,358.98	7,358.98
E-ZZZ-7690	WS - OTHER OPERATING EXPENSES	0.00	408.00
<b>Total for OTHER OPERATING EXPENSES</b>		<b>7,358.98</b>	<b>13,889.05</b>
<b>PARENT CONTRIBUTION EXPENSES</b>			
E-CXC-7910	CAMP EXPENSES	(3,250.00)	196,570.10
E-CXE-7930	EXCURSION EXPENSES	0.00	11,198.69
<b>Total for PARENT CONTRIBUTION EXPENSES</b>		<b>(3,250.00)</b>	<b>207,768.79</b>
<b>DEPRECIATION AND AMORTISATION</b>			

1:BLACKWOOD HIGH

FINGLPL1

General Ledger Profit and Loss for Prior Year, period 13

Account	Description	PTD Posting	YTD Posting
E-CTE-7530	TECHNOLOGY - DEPREC EQUIPMENT	1,671.73	1,671.73
E-ZOZ-7532	TTC - DEPRECIATION EQUIPMENT: PRINT	1,666.67	1,666.67
E-ZOZ-7574	TTC - DEPRECIATION MACHINERY	18,149.94	18,149.94
E-ZZF-7530	FACIL - DEPREC EQUIPMENT	8,206.90	8,206.90
E-ZZF-7550	FACIL - DEPREC VEHICLES GENERAL	323.87	323.87
E-ZZI-7548	INFO SYSTEMS - DEPREC NETWORK HW	15,440.28	15,440.28
E-ZZF-7530	PRINT - DEPREC EQUIPMENT	7,813.40	7,813.40
<b>Total for DEPRECIATION AND AMORTISATION</b>		<b>53,272.79</b>	<b>53,272.79</b>
<b>Total Expenses</b>		<b>42,831.64</b>	<b>10,300,249.25</b>
<b>Surplus or (Deficit) funds</b>		<b>(776,021.19)</b>	<b>935,576.07</b>



2:CANTEEN - BLACKWOOD HIGH

FINGLPL1

General Ledger Profit and Loss for Prior Year, period 13

Account	Description	PTD Posting	YTD Posting
<b>OTHER OPERATING REVENUE</b>			
R-ZNA-6850	INTEREST REVENUE	1,275.71	17,699.23
R-ZNA-6870	SALES - REVENUE	1,635.31	207,260.65
<b>Total for OTHER OPERATING REVENUE</b>		<b>2,911.02</b>	<b>224,959.88</b>
<b>SUPPLIES AND SERVICES</b>			
E-ZNA-7148	MINOR EQUIPMENT	0.00	1,334.00
E-ZNA-7166	SALES - COST OF GOODS SOLD	1,154.50	92,676.14
E-ZNA-7169	R & M	0.00	929.25
E-ZNA-7190	COMMUNICATION EXPENSES - CALLS	0.00	534.07
<b>Total for SUPPLIES AND SERVICES</b>		<b>1,154.50</b>	<b>95,473.46</b>
<b>EMPLOYEE EXPENSES</b>			
E-ZNA-7335	STAFF - SALARIES & WAGES	0.00	81,572.66
E-ZNA-7355	STAFF - LONG SERVICE LEAVE	5,191.72	5,191.72
E-ZNA-7385	STAFF - SUPERANNUATION	1,128.51	7,702.22
<b>Total for EMPLOYEE EXPENSES</b>		<b>6,320.23</b>	<b>94,466.60</b>
<b>FINANCIAL EXPENSES</b>			
E-ZNA-7410	BANK CHARGES	284.17	2,468.16
<b>Total for FINANCIAL EXPENSES</b>		<b>284.17</b>	<b>2,468.16</b>
<b>DEPRECIATION AND AMORTISATION</b>			
E-ZNA-7530	CANTEEN - DEP EQUIPMENT	747.45	747.45
<b>Total for DEPRECIATION AND AMORTISATION</b>		<b>747.45</b>	<b>747.45</b>
<b>Total Expenses</b>		<b>8,506.35</b>	<b>193,155.67</b>
<b>Surplus or (Deficit) funds</b>		<b>(5,595.33)</b>	<b>31,804.21</b>

2:CANTEEN - BLACKWOOD HIGH  
 General Ledger Balance Sheet for Prior Year, period 13

finglb11

==== Assets =====		
CASH (CURRENT)		
A-ZNA-1110	CASH AT BANK - CANTEEN	36,103.00
Total for CASH (CURRENT)		<u>36,103.00</u>
INVESTMENTS (CURRENT)		
A-ZNA-1210	SASIF INVESTMENT - CANTEEN	927,811.75
Total for INVESTMENTS (CURRENT)		<u>927,811.75</u>
RECEIVABLES (CURRENT)		
A-ZNA-1310	ACCOUNTS RECEIVABLE	215.05
Total for RECEIVABLES (CURRENT)		<u>215.05</u>
INVENTORIES (CURRENT)		
A-ZNA-1430	INVENTORY - CURRENT	1,053.12
Total for INVENTORIES (CURRENT)		<u>1,053.12</u>
INVESTMENTS (NON-CURRENT)		
A-ZNA-2110	SASIF INVESTMENT - LSL	7,936.04
Total for INVESTMENTS (NON-CURRENT)		<u>7,936.04</u>
FURNITURE AND EQUIPMENT		
A-ZNA-2650	CANTEEN - EQUIPMENT GENERAL	7,474.50
A-ZNA-2651	CANTEEN - ACCUM DEP EQUIPMENT GE	(5,605.88)
Total for FURNITURE AND EQUIPMENT		<u>1,868.62</u>
Total Assets		<u><u>974,987.58</u></u>
==== Liabilities =====		
LIABILITIES		
L-ZNA-3555	HOLDING ACCOUNT	215.05
Total for LIABILITIES		<u>215.05</u>
EMPLOYEE ENTITLEMENTS (CURRENT)		
L-ZNA-3310	ACCRUED PAYE TAX	708.00
L-ZNA-3330	ACCRUED SUPERANNUATION	50.00
L-ZNA-3350	ANNUAL LEAVE	(179.42)
Total for EMPLOYEE ENTITLEMENTS (CURRENT)		<u>578.58</u>
EMPLOYEE ENTITLEMENTS (NON-CURRENT)		
L-ZNA-4310	PROVISION FOR LONG SERVICE LEAVE	11,165.54
Total for EMPLOYEE ENTITLEMENTS (NON-CURRENT)		<u>11,165.54</u>
SCHOOL EQUITY		
F-ZNA-5100	ACCUMULATED SURPLUS	931,224.20
F-ZNA-5110	NET INCOME YEAR TO DATE	37,399.54
	SURPLUS/(DEFICIT) CURRENT PERIOD	(5,595.33)
Total for SCHOOL EQUITY		<u>963,028.41</u>
Total Liabilities and Equity		<u><u>974,987.58</u></u>

